




**INSTANT SHADE  
UMBRELLAS**

# OWNER **MANUAL**



**CAFE SERIES UMBRELLA RANGE**

[www.instantshadeumbrellas.com.au](http://www.instantshadeumbrellas.com.au)

## INFORMATION & CARE INSTRUCTIONS

Your Instant Shade Umbrella is principally intended for use in low to moderate wind conditions and will provide you with many hours of protection from the sun and light rain. You will get maximum benefit from your umbrella when you use it in accordance with our instructions and in the weather conditions for which it was designed.

1. To open your umbrella, first partially spread open all canopy arms with your hands. Then locate the cord and pull down to fully open the umbrella. If you encounter any resistance when pulling the cord down, spread or shake open the canopy arms a bit more.
2. Do not leave umbrella open when unattended.
3. Umbrella should be closed in adverse weather conditions.
4. Always secure your umbrella to an appropriate base.
5. If using a mobile base, ensure enough weight is applied to the base eg. sand bags or weight bags (taking into account the weather conditions).
6. Any modifications to your umbrella, except those made by an authorised Instant Shade Umbrellas agent, may invalidate the warranty.
7. Hose frame with water periodically (more frequently if you live in a salty or industrial environment).



**Always close and strap your umbrella when not in use**



**Protective cover recommended to extend life of canopy fabric**

8. The canopy can be washed with warm soapy water to remove marks.
9. Do not use bleach based detergents to clean the canopy.
10. Make sure umbrella is dry and clean prior to storing away for extended periods of time to prevent mould from developing.
11. Be careful when closing the umbrella to ensure that the canopy does not get caught or “pinched” by the umbrella arms. This is particularly important before storing the umbrella away for extended periods of time or if the umbrella is to be laid horizontally for storage. Wear and tear caused by “pinching” of the fabric by the umbrella framework is not covered by the warranty.
12. Inspect the installation fitting / base on a regular basis and tighten as necessary.

### **WIND DAMAGE**

Please note that damages resulting from an accident, careless use, or weather-related conditions are not covered under warranty.

**Please retain your Tax Invoice as proof of purchase for Warranty purposes**



**Weight bags recommended  
to stabilise base**



**Socket & sleeve installation  
recommended for  
extra stability**

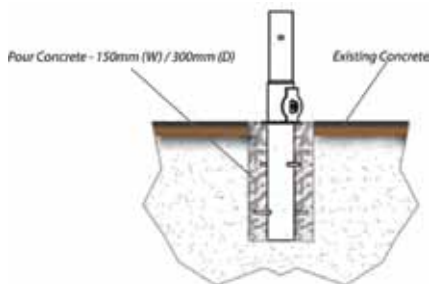
## BASE ASSEMBLY INSTRUCTIONS

1. Screw spigot pipe to base plate as tight as possible.
2. Once the spigot pipe is screwed securely in place, use the supplied "Hex Key" to tighten the small locking screw. Do it up very tight. This will prevent the spigot pipe from turning and unscrewing in the wind.
3. Insert the umbrella post into the spigot pipe and tighten the securing knobs.
4. Weight your base for extra stability. Alternatively use the four holes in the corners of the plate to screw it down to a timber surface or insert tent pegs into grass or soil.

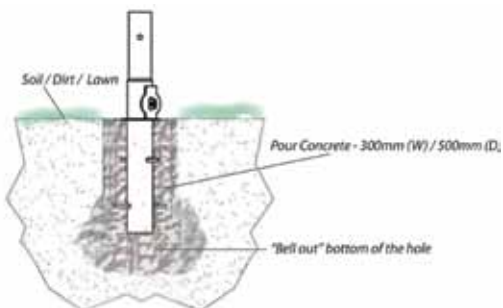


## SOCKET AND SLEEVE INSTALLATIONS INSTRUCTIONS

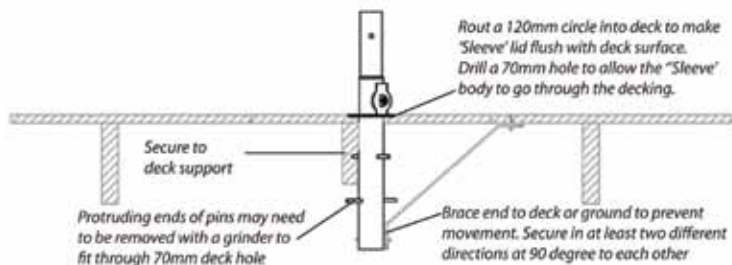
### CONCRETE SLAB INSTALLATIONS:



### SOIL INSTALLATIONS:



### DECK INSTALLATIONS:



## WARRANTY

### **Thank you for your purchase from Instant Shade Umbrellas.**

The benefits given by this warranty are in addition to all other rights and remedies in respect of the product which the purchaser has under the Trade Practices Act and similar State and Territory Laws. Nothing in this warranty will exclude, restrict or modify any conditions, warranty rights or liability implied in this purchase or protected by law where to do so would render this warranty void.

### **Warranty – PLEASE READ CAREFULLY**

NOTE: Warranty on umbrella frame, and on polyester fabric is two (2) years, and on acrylic fabric is five years (5). Warranty on printing is one year (1). The warranty covers manufacturer's faults and defects only.

1. This warranty applies to the original purchaser only.
2. This warranty does not cover damage caused by wind or adverse weather conditions, fair wear and tear, accidents, misuse, fire, flood, hail, earthquakes or other natural disasters, or alterations or repairs by any other than an authorised agent of Instant Shade Umbrellas Pty Ltd.
3. The umbrella must be used with a suitable base with a reasonable amount of weight applied, or be correctly installed with an appropriate in-ground fitting. If installed, this warranty is valid only for installations made by Instant Shade Umbrellas Pty Ltd, an authorised agent or if installed by the customer, the installation must be carried out exactly as required in the instructions that are supplied with the umbrella or available on our website.
4. In the case of installations, the owner is to ascertain position of all underground pipes and electrical wires and notify installer of any obstacles. Although all care will be taken, no responsibility can be accepted for any damage during installation.
5. The canopy fabric warranty is a Limited Manufacturers Warranty, which is passed on by Instant Shade Umbrellas Pty Ltd.
6. The warranty is valid only if the umbrella is opened and collapsed as instructed by an authorised Instant Shade Umbrellas Pty Ltd Dealer and/or as per the instructions in the umbrella manual as supplied. It is highly recommended that you close and tie your umbrella when strong winds are expected. If strong winds are expected for a long period of time it is recommended that the umbrella be removed from its base and stored. When closing the umbrella for extended periods of time, the canopy must be folded in such a way as to avoid "pinching" of the fabric in the umbrella ribs/arms. Wear and tear caused by "pinching" of the fabric by the umbrella framework is not covered under this warranty.
7. If the umbrella is to be transported, it must be dismantled and adequately packaged (preferably with canopy and frame wrapped separately) to avoid damage during transit. If damage is incurred as a result of insecure packing, this is outside our warranty provision.

8. In the case of repairs to the umbrella being required (regardless of whether the repairs are covered under warranty) the cost of transportation to/from Instant Shade Umbrellas Pty Ltd for any repairs is to be paid by the claimant.
9. This warranty is the only express warranty given by Instant Shade Umbrellas Pty Ltd. No person has the authority to change or add to these obligations and liabilities without Instant Shade Umbrellas Pty Ltd approval in writing.
10. Instant Shade Umbrellas Pty Ltd reserves the right to determine whether or not fault is caused by faulty workmanship or material or that any part is defective. Where fault is determined, we reserve the right to repair or replace products at our discretion
11. Instant Shade Umbrellas Pty Ltd or its authorised agent may offer advice, but accepts no responsibility as to the ultimate positioning of the umbrella.

**Our premium Acrylic fabrics are manufactured from 100% acrylic fibre and guaranteed to:**

- Protect against rot, mildew and discoloration typical in normal conditions. It does not apply against any deterioration of any kind due to wind or weather related damage, misuse, burns, negligence, vandalism, perforations or stains due to environmental pollution, and fair wear and tear.
- Retain a light-fastness rating of 6-8 on a 1-8 scale (minimum fading) for a period of 5 years.

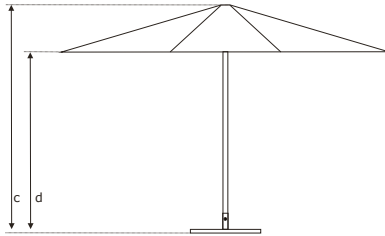
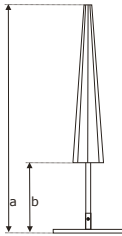
Our premium acrylic fabrics are very tightly woven, with minimal light transmission, resulting in excellent UV protection of UPF 50+ and SPF 100. Should the fabric fail, the manufacturer of the acrylic fabric will offer to replace the fabric free of charge, subject to the following:

1. Proof of date of purchase is provided by the customer.
2. The fabric is maintained correctly.
3. This fabric guarantee extends specifically to the replacement of fabric only and excludes the work and installation of others and also excludes other fittings and hardware. Other costs such as re-making a canopy, dismantling, transport, re-erection, travelling costs and consequential loss are also excluded from this guarantee.

**CARE & CLEANING**

- Proper care and cleaning should be taken to ensure the life of outdoor fabrics. For regular care and maintenance, excessive dirt should be brushed from the fabric using a soft brush; the fabric should then be sprayed with warm water (not exceeding 100°F / 40°C) and air-dried. Periodically the fabric should undergo a more thorough cleaning. Again brush fabric with a soft bristled brush, spray with warm water then apply a gentle natural soap, rinse thoroughly and air-dry.
- Fabric should never be stored while wet, always ensure fabric is thoroughly dried before storing for extended periods.
- Any early signs of mould and mildew must be removed immediately.

# CAFE SERIES UMBRELLA RANGE



**2m Square**



**2.8m Octagonal**



**3m Square**



**4.2m Octagonal**

\*All measurements are rounded

## Component Specifications

Post (outside diameter x thickness x length) (mm)	40 x 2 x 2600	40 x 2 x 2600	50 x 2 x 2900	50 x 2 x 2900
Long arms (mm)	18 x 24 x 1.2	18 x 24 x 1.2	30 x 18 x 1.2	30 x 18 x 1.2
Opening mechanism	Rope & Pin	Rope & Pin	Rope & Pin	Rope & Pin
<b>Dimensions of closed umbrella</b>				
Height (mm) (a)	2600	2600	2900	2900
Closed canopy clearance (mm) (b)	1000	1000	750	750
<b>Dimensions of open umbrella</b>				
Height (mm) (c)	2600	2600	2900	2900
Canopy edge height (mm) (d)	2050	2050	2100	2100
<b>Weight</b>				
Umbrella (unboxed) (kg)	6.5	9.5	14.5	16.5
<b>Packaging Dimensions</b>				
Total Length (inc post) (mm)	1670 x 205 x 205	1670 x 205 x 205	2960 x 230 x 230	2960 x 230 x 230
Weight (boxed umbrella) (kg)	9.5	13	18	21.5
<b>Accessories</b>				
(1) Base Plate (mm)	500 x 500	500 x 500	600 x 600	600 x 600
(2) In-ground Sleeve (mm)	40 adaptor	40 adaptor	50 adaptor	50 adaptor
Protective Cover	Small	Small	Medium	Medium



**INSTANT SHADE  
UMBRELLAS**

## Instant Shade Pty Ltd

51 Capella Crescent, Morrabbin VIC 3189  
Ph (03) 9555 9535 Freecall 1800 08 33 00

Email [info@instantshade.com.au](mailto:info@instantshade.com.au)

[www.instantshadeumbrellas.com.au](http://www.instantshadeumbrellas.com.au)